

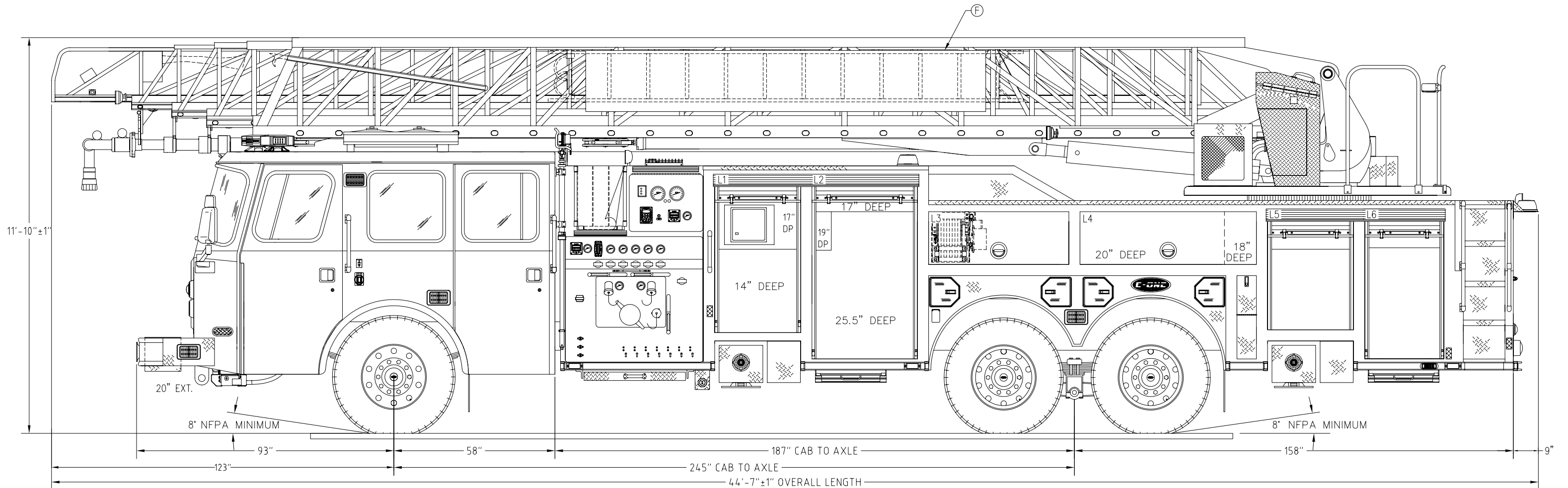
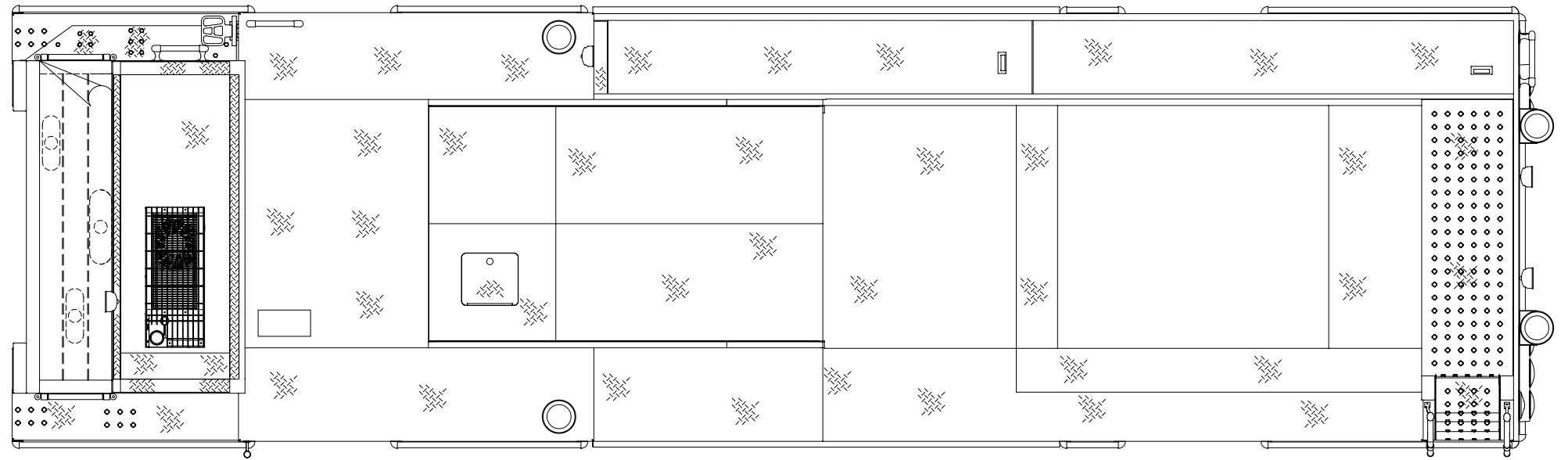
# E-ONE DEMO OCALA, FL

S0.137718  
AERM AERIAL BODY  
CYCLONE II X CHASSIS  
CR137 LADDER

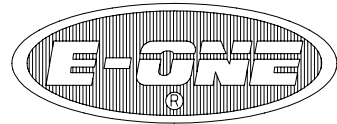
THIS DRAWING IS FOR REFERENCE PURPOSES. ALL DIMENSIONS ARE  
SUBJECT TO MINOR VARIATIONS DUE TO MANUFACTURING PROCESSES.

**APPROVED FOR PRODUCTION**

DESIGNER: \_\_\_\_\_ DATE: 2012-AUG-1



TGB	A	INITIAL RELEASE	2012-AUG-1	BEM
DRAWN BY	REV	DESCRIPTION	DATE	APPROVED
		APPROVAL REVISIONS		SHEET 1 OF 2



# E-ONE DEMO OCALA, FL

S0.137718  
AERM AERIAL BODY  
CYCLONE II X CHASSIS  
CR137 LADDER

2000 GPM HALE QMAX PUMP	HOSE LOAD:
300 GALLON WATER TANK	STD

COMPT.	OPENING		INTERIOR DIMENSION			
L1/R1	29W	46H	31W	17H	17D	UPPER
			31W	29H	14D	LOWER
L2/R2	36W	56H	38W	3H	11D	UPPER
			38W	53H	NOTED	LOWER
L3	50W	19H	50W	19H	26D	
L4	63W	19H	63W	19H	NOTED	
L5	29W	33H	31W	4H	17D	UPPER
			30W	29H	14D	LOWER
L6	26W	44H	28W	4H	18D	UPPER
			28W	40H	23D	LOWER
R3	31W	19H	30W	19H	14D	
R4	49W	30H	49W	30H	23D	

GROUND LADDERS			
ITEM	LADDER LENGTH	MODEL NUMBER	QTY
A	35' 2-SECT.	PEL 35	2
B	28' 2-SECT.	PEL-28	1
C	24' 2-SECT.	PEL-24	1
D	20' ROOF	PRL-20	1
E	16' ROOF	PRL-16	1
F	14' ROOF	PRL-14	1
G	10' FOLDING	FL-10	1

ON AERIAL

THIS DRAWING IS FOR REFERENCE PURPOSES. ALL DIMENSIONS ARE SUBJECT TO MINOR VARIATIONS DUE TO MANUFACTURING PROCESSES.

**APPROVED FOR PRODUCTION**

DESIGNER: \_\_\_\_\_ DATE: 2012-AUG-1

