

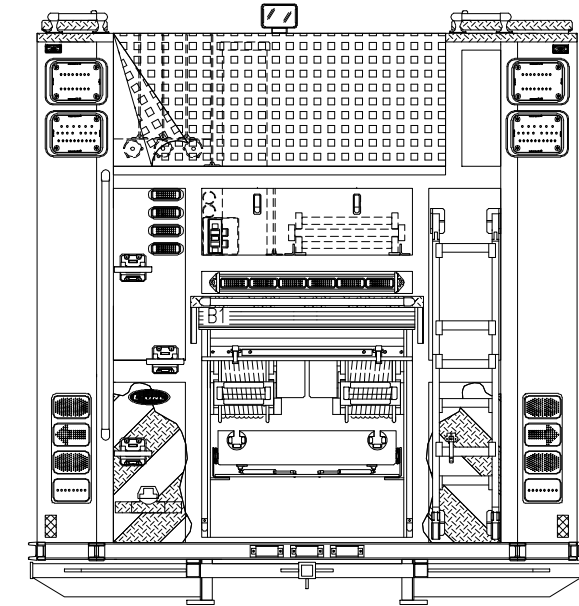
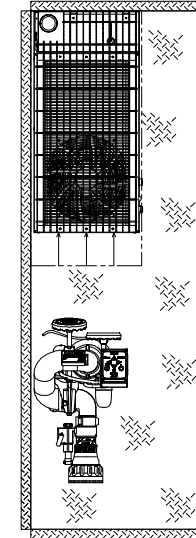
PINE HILL FIRE DISTRICT 1
PINE HILL, N.J.
 SO# 137258 / Q47390
EMAX RESCUE PUMPER
E-ONE TYPHOON X LONG 4X2 CHASSIS

1500 GPM E-ONE PUMP	HOSE LOAD:
530 GALLON POLY WATER TANK	400' OF 1.75" DJ
20KW SMART POWER HYDR GENERATOR	250' OF 1.75" DJ
NIGHT SCAN CHIEF 1.8-3600 LIGHT TOWER	200' OF 2.50" DJ
TF HURRICANE RC ELECTRIC MONITOR	1100' OF 5.00" LDH

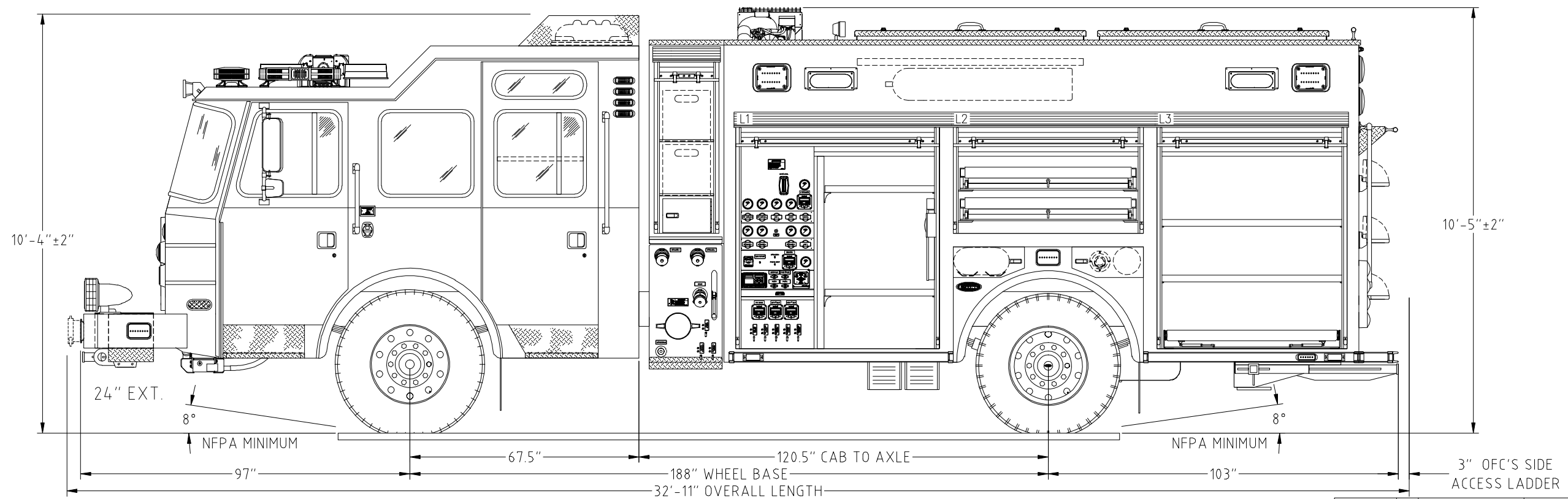
COMPT.	OPENING		INTERIOR DIMENSION		
L1	58W	59H	PUMP PANEL 36W 3H 3D 36W 56H 26D	FORWARD 3H 3D UPPER REAR LOWER REAR	
R1	58W	59H	60W 3H 12D 60W 56H 26D	UPPER LOWER	
L2/R2	54W	25H	56W 3H 12D 56W 22H 26D	UPPER LOWER	
L3/R3	54W	59H	56W 3H 12D 56W 56H 26D	UPPER LOWER	
B1	36W	32H	38W 48H 26D		

THIS DRAWING IS FOR REFERENCE PURPOSES. ALL DIMENSIONS ARE SUBJECT TO MINOR VARIATIONS DUE TO MANUFACTURING PROCESSES.


APPROVED FOR PRODUCTION
 DESIGNER: _____ DATE: _____



HOSEBED HEIGHT:
 (FOR REFERENCE ONLY)
 TO TAILBOARD: 68"
 TO GROUND: 92"



REV	DESCRIPTION	DATE	APPROVED
WH	E	RFP	2012-MAY-04
JD	D	RFP	2012-APR-16
WH	C	RFC	2012-MAR-09
WH	B	POST PREBUILD RFC	2012-JAN-06
WH	A	INITIAL APPROV DWG RELEASE	2011-DEC-07

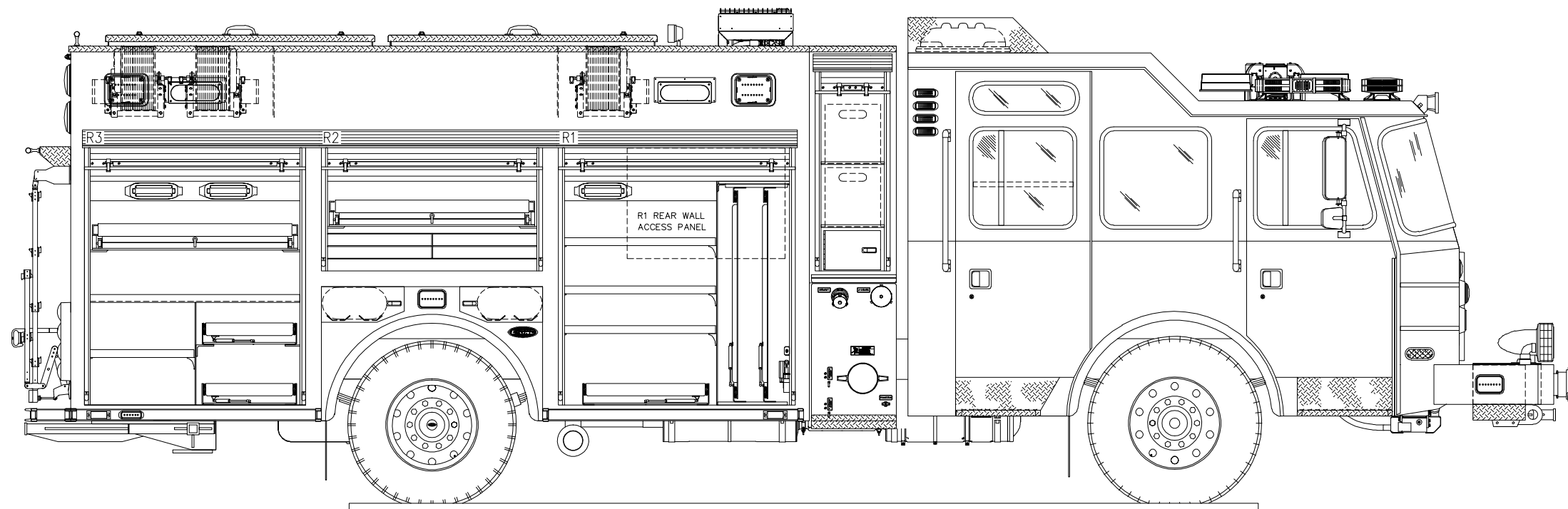
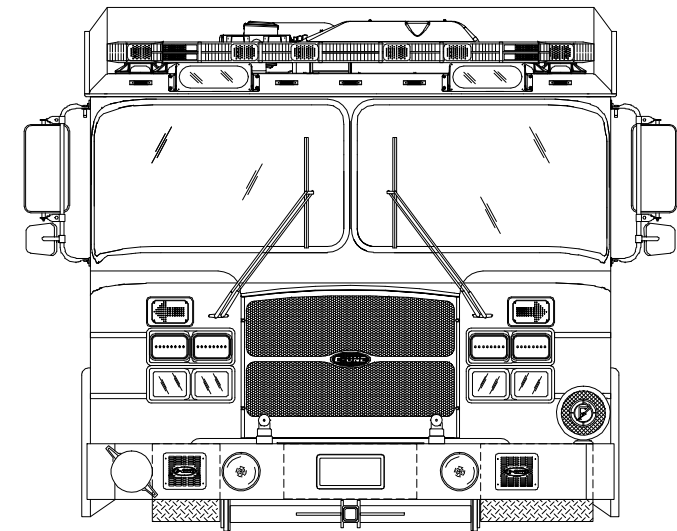


PINE HILL FIRE DISTRICT 1
PINE HILL, N.J.
SO# 137258 / Q47390
EMAX RESCUE PUMPER
E-ONE TYPHOON X LONG 4X2 CHASSIS

THIS DRAWING IS FOR REFERENCE PURPOSES. ALL DIMENSIONS ARE
 SUBJECT TO MINOR VARIATIONS DUE TO MANUFACTURING PROCESSES.

APPROVED FOR PRODUCTION

DESIGNER: _____ DATE: _____



REV	DESCRIPTION	DATE	APPROVED
VH	E	RFP	2012-MAY-04
JD	D	RFP	2012-APR-16
VH	C	RFC	2012-MAR-09
VH	B	POST PREBUILD RFC	2012-JAN-06
VH	A	INITIAL APPROV DWG RELEASE	2011-DEC-07
DRAWN BY	REV	DESCRIPTION	DATE
APPROVAL REVISIONS			SHEET 2 OF 2